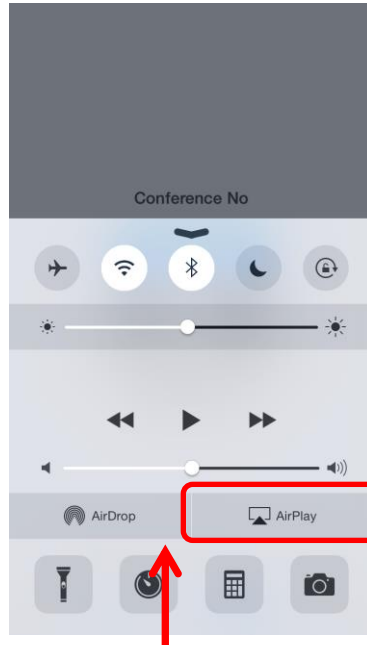
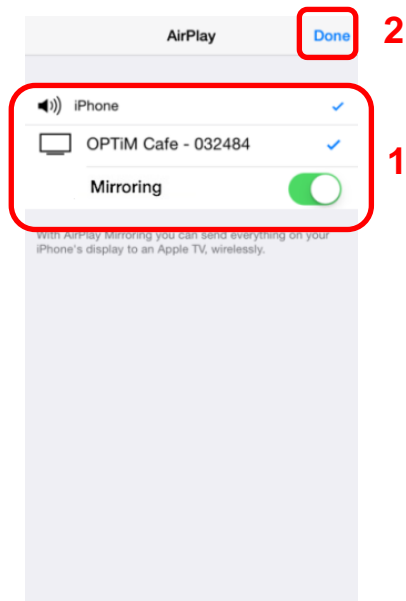


Real-time screen sharing for iOS

- 1 Start screen sharing. Swipe up from bottom of the screen to display Control Center. Tap on "AirPlay" on Control Center.



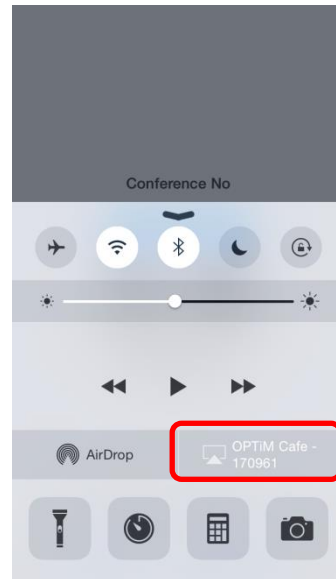
- 2 1. Tap on target device "OPTiM Cafe - *****". Enable "Mirroring" option.
2. Tap [Done].



3

Swipe up from bottom of the screen to display Control Center.

Make sure that "OPTiM Cafe - *****" is selected as target.



Your iOS screen is now being shared on OPTiM cafe.

